








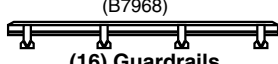

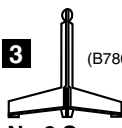


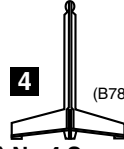
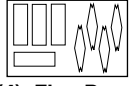

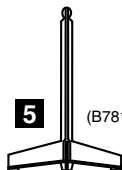
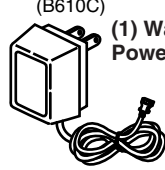


# FERRARI FACE-OFF™

## ELECTRIC RACING SET



Keep these instructions for future reference, as they contain important information.

### CONTENTS

TRACK	SUPPORTS	ACCESSORIES
 (B5831) (14) 9 in. Radius Curve (1/4 Circle)	 (B7806) (2) No.1 Supports	 (2) Race Cars
 (B5830T) (4) 6 in. Straight	 (B7807) (2) No.2 Supports	 (B7968) (16) Guardrails
 (B5832T) (1) 9 in. Straight Terminal	 (B7808) (2) No.3 Supports	 (B7963) (4) Flag Pole Sets
 (B5852) (4) 9 in. Hi-Bank Curve	 (B7809) (6) No.4 Supports	 (B7987) (4) Flag Decals
 (B5829T) (11) 9 in. Straight	 (B7810) (2) No.5 Support	 (B610C) (1) Wall Power Pak
	 (B7926) (4) Struts	 37675-9519 (2) Plug-in Racing Controllers

### LAYOUT DIAGRAM



Refer to the accompanying Owners Manual for wiring instructions for Power Pak and for assembly instructions for track, supports and accessory parts.

**ALWAYS CLEAN TRACK RAILS AND TIRES BEFORE EACH RACE.**

(See accompanying Owner's Manual for details.)

